




<b>SLO Assessment Dashboard</b>	<b>Bench Mark</b>  <b>Fall 2012</b>	<b>Update</b>  <b>Fall 2013</b>	<b>Trending</b> 
<b>Courses</b>			
Total Number of Active Courses	953	955	
Courses with SLOs	89%	100%	↑
Number of active courses assessed	61%	78%	↑
<b>Programs</b>			
Total number of college programs*	21	21	
Number of programs with SLOs	90%	100%	↑
Number of Programs Assessed	76%	76%	→
<b>Student Learning and Support Activities</b>			
Total number of Student learning and support activities	14	14	
Number of learning and support activities with SLOs	100%	100%	→
Number of learning activities assessed	92%	100%	↑
<b>Institutional Learning Outcomes</b>			
Total number of ILOs	4	4	
Number of ILOS assessed	100%	100%	→
<b>Administrative Unit Outcomes</b>			
Number of administrative departments	21	21	
Number of administrative departments with AUOs	48%	95%	↑
Number of AUOs assessed	14%	23%	↑

\*\* Programs include all CTE departments (which assess each certificate and degree that they offer) and General Education, which is composed of all transfer and basic skills departments in Instruction. GE is considered all one program and its SLOs are the college core competencies (or institutional outcomes).